


# The German Water Landscape



German Water  
Partnership



# The German Water Sector

**150** years of water supply and sewage disposal

**99,4%** connection rate (water)\*  
**99,8%** connection rate (waste water)\*

**24/7** water supply without unintended interruptions  
**125 l** per capita and day water use\*

**<7%** water loss

**2.9 Bn. €** investments in water sector\*\*



Source: SE Dresden



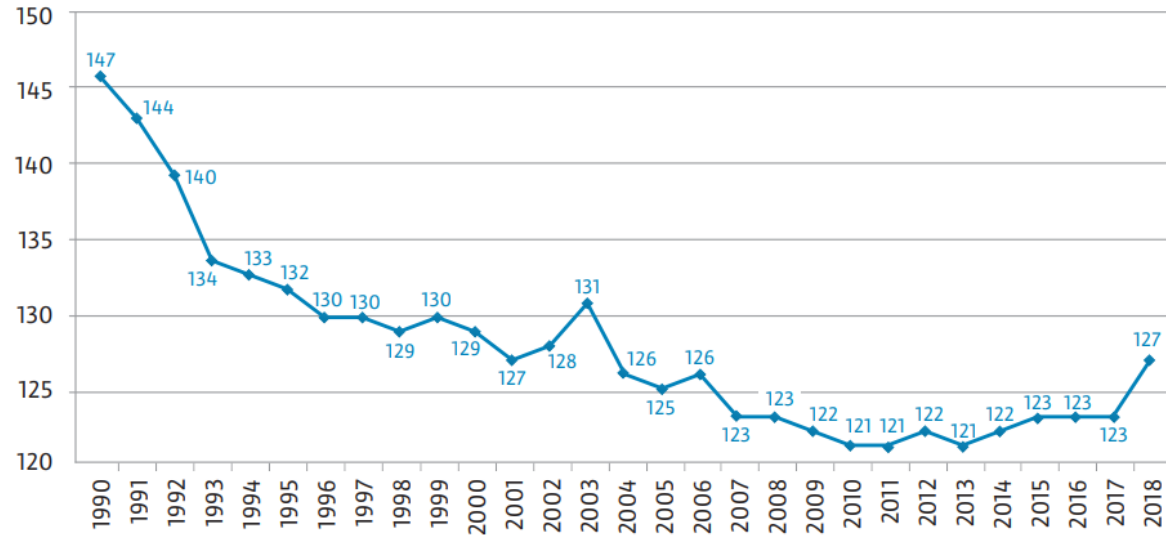
\*Source: bdew, 2023

\*\*Source: bdew, 2018

# The German Water Sector

## Personal water use

in litres per resident per day, Germany



Source: BDEW Water Statistics Report, based on households and small businesses; base: resident data on the basis of 2011 census

# The German Water Sector

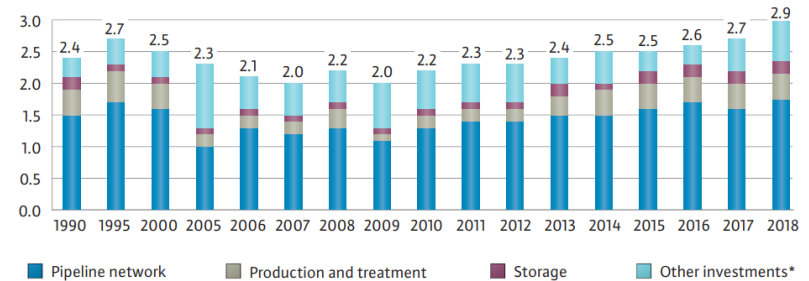
**100 Bn. €** investments since 1990

**1.2 Bn. €** exports in 2022 → 48% to European countries\*

**39 Bn. €** sustainable water management market size (2019)\*\*

... **No. 1** In Europe  
... **6%** projected annual growth rate through 2030\*\*

Investment in the public water supply, 1990 to 2018  
by type of facility, in billion euro



\* Other investments = meters/measuring devices and IT; also investments for which there is no breakdown by type of facility.

Source: BDEW Water Statistics Report

\*Source: [VDMA, 2023](#)

\*\*Source: [GTAI, 2023](#)

# The German Water Sector

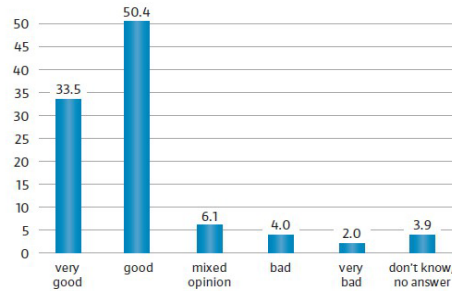
## - Customers perspective on water quality -

### Population's level of satisfaction with the water quality in percentage of respondents

Satisfied with the  
quality of tap water

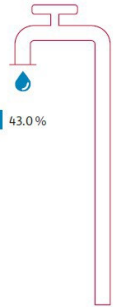
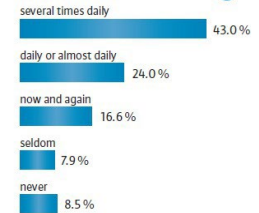
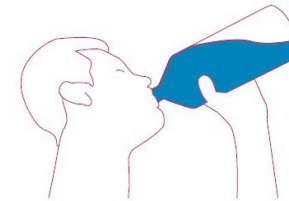


83.9%



Source: Study: The quality and image of drinking water in Germany (TWIS), data report 2018/19, I.E.S.K./VKU

### Use of tap water as drinking water



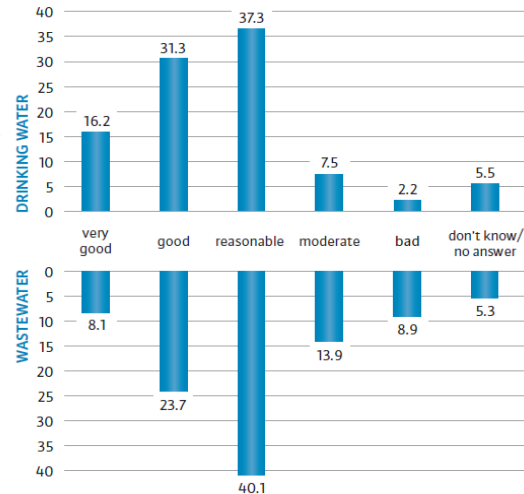
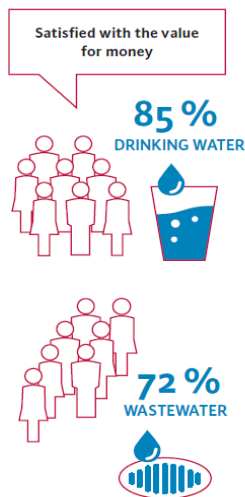
Source: Study: The quality and image of drinking water in Germany (TWIS), data report 2018/19, I.E.S.K./VKU

# The German Water Sector

## - Customers perspective on water prices -

### Value for money in water supply and wastewater disposal

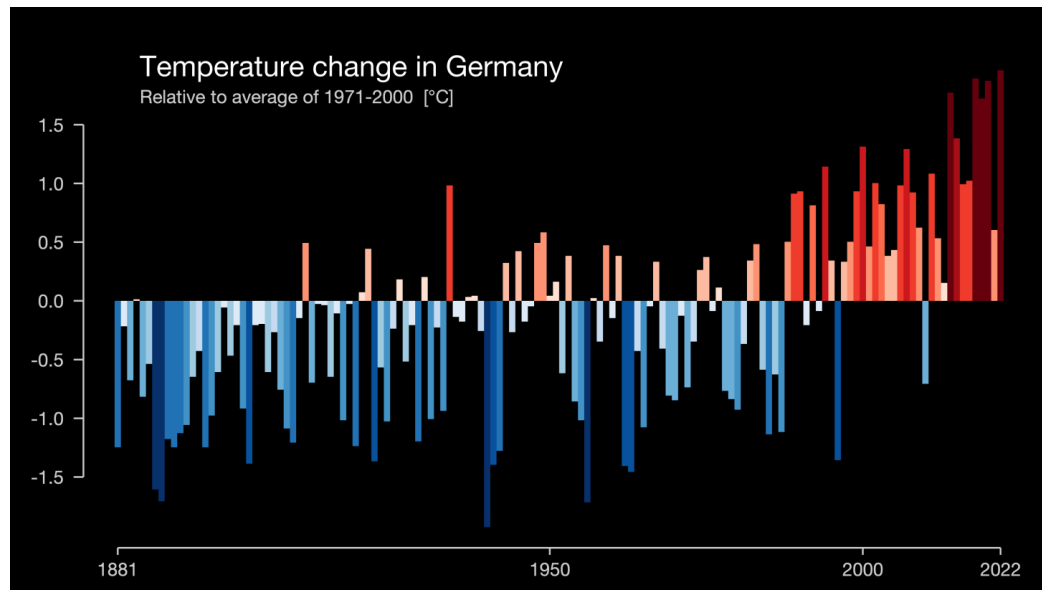
in percentage of respondents



Source: Study: The quality and image of drinking water in Germany (TWIS), data report 2018/19, I.E.S.K./VKU

# The German Water Sector

## - Challenges & Opportunities -



[Source: Ed Hawkins](#), National Centre for Atmospheric Science, UoR.  
Data: Berkeley Earth, NOAA, UK Met Office, MeteoSwiss, DWD, SMHI, UoR & ZAMG



Source: Unsplash



Source: AdobeStock

# The German Water Sector

- Challenges & Opportunities -



Source: LTV – Albrecht Holländer, Sosa Dam



Source: IWA



Labor shortage



New possibilities through  
digitalisation in the water  
sector



Employment of new storage  
solutions



Modification of treatment  
technologies



Development of technologies for  
phosphorus recovery



# Your Gateway to the German Water Sector

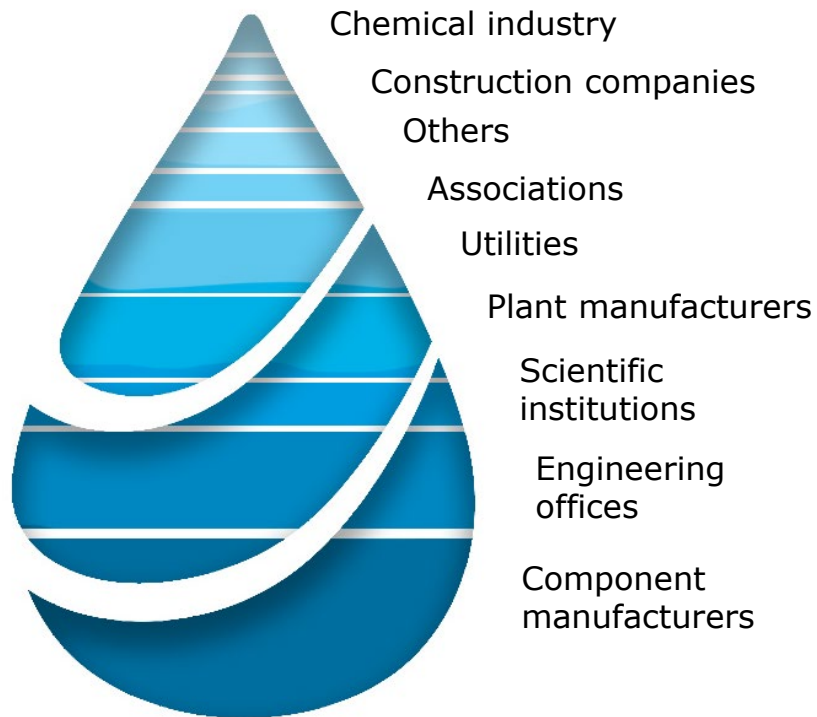


German Water  
Partnership



Roughly **300**  
**members** cover the  
broad range of the  
German water &  
sanitation sector

## Membership structure



Together, our highly qualified members cover the entire spectrum from the project idea to development, planning, construction and long-term operation of plants.

75% are small and medium-sized enterprises

# Strong Partner Network

Associations, chambers of  
commerce, organisations ...



... and many more.

## German Federal Ministries



Together  
we work  
towards

SUSTAINABLE  
DEVELOPMENT  
GOALS



**Please feel free to reach  
out...**



**Julia Egel**

Advisor for International Programs

[egel@germanwaterpartnership.de](mailto:egel@germanwaterpartnership.de)

# Thank you for your attention!

**German Water Partnership e. V.**

Invalidenstraße 91

D-10115 Berlin

+49 30 3988722-0

[info@germanwaterpartnership.de](mailto:info@germanwaterpartnership.de)

[www.germanwaterpartnership.de](http://www.germanwaterpartnership.de)



German Water  
Partnership